



LINHA ARCHILINE

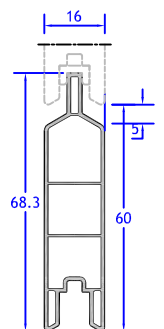
Perfis Auxiliares

AUX

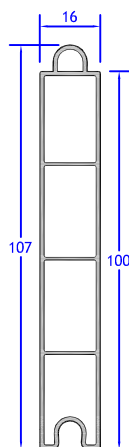
esc 1:2



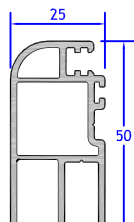
VEN.01.0002
ADAPTADOR VENEZIANA



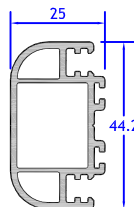
VEN.01.0001
VENEZIANA FIXA
VENTILADA/NÃO VENTILADA



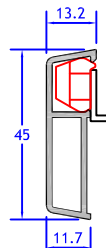
PAN.01.0001
PAINEL FECHAMENTO 16 x 100 mm



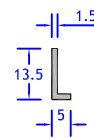
TMQ.01.0001
FOLHA TELA MOSQUITEIRA



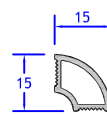
TMQ.01.0002
TRAVESSA TELA MOSQUITEIRA



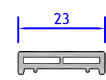
ARR.01.0001
ARREMATE



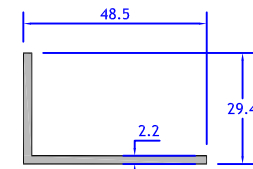
ARR.01.0000
CANTONEIRA ARREMATE



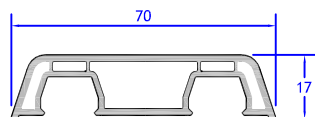
ARR.01.0002
MEIA CANA



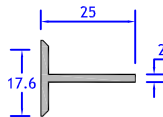
ARR.01.0003
PRÃO



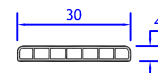
ARR.01.0005
CANTONEIRA 30 x 30



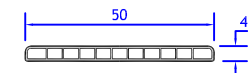
ARR.01.0007
ARREMATE 70 x 17 mm



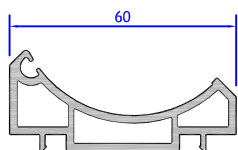
TMQ.01.0003
FECHAMENTO CENTRAL
TELA MOSQUITEIRA



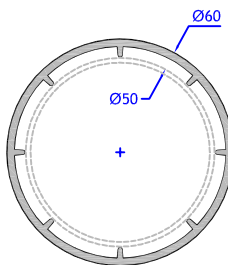
ARR.01.0004
ARREMATE LISO 30 x 4 mm



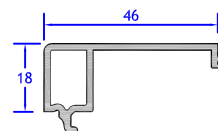
ARR.01.0006
ARREMATE LISO 50 x 4 mm



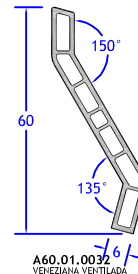
BAY.01.0001
CONEXÃO PARA BAY-WINDOW 60 mm



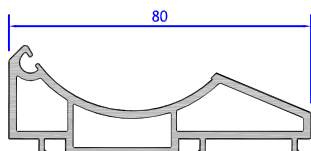
BAY.01.0000
COLUNA PARA BAY-WINDOW



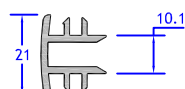
A60.01.0031
ADAPTADOR DE VENEZIANA VENTILADA NÃO ESTAMPADO
A60.01.0131 e 0231
ADAPTADOR DE VENEZIANA VENTILADA ESTAMPADO



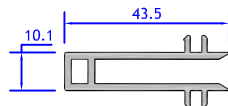
A60.01.0032
VENEZIANA VENTILADA



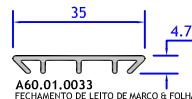
BAY.01.0002
CONEXÃO PARA BAY-WINDOW 80 mm



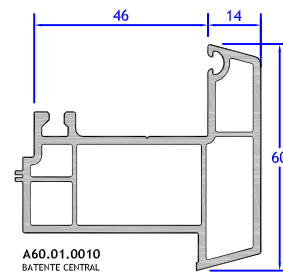
EME.01.0101
CONEXÃO "T" REFORÇADA



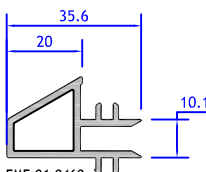
EME.01.0103
CONEXÃO "T" REFORÇADA



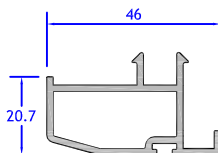
A60.01.0033
FECHAMENTO DE LEITO DE MARCO E FOLHA



A60.01.0010
BATENTE CENTRAL



EME.01.0460
CONEXÃO REFORÇADA PARA MARCOS 60/80 mm



A60.01.0034
FECHAMENTO INFERIOR DE PORTA DE GIRO

DOCUMENTO NÃO CONTROLADO - PASSÍVEL DE MODIFICAÇÃO SEM PRÉVIO AVISO



*MEDIDAS EM MILÍMETROS

*A COMBINAÇÃO DE MEDIDAS MÁXIMAS PODE VARIAR DEVIDO AO PESO DO VIDRO E DAS FOLHAS MÓVEIS.

Todos os direitos reservados a Archicentro. Copyright 2006.

REV Set/09